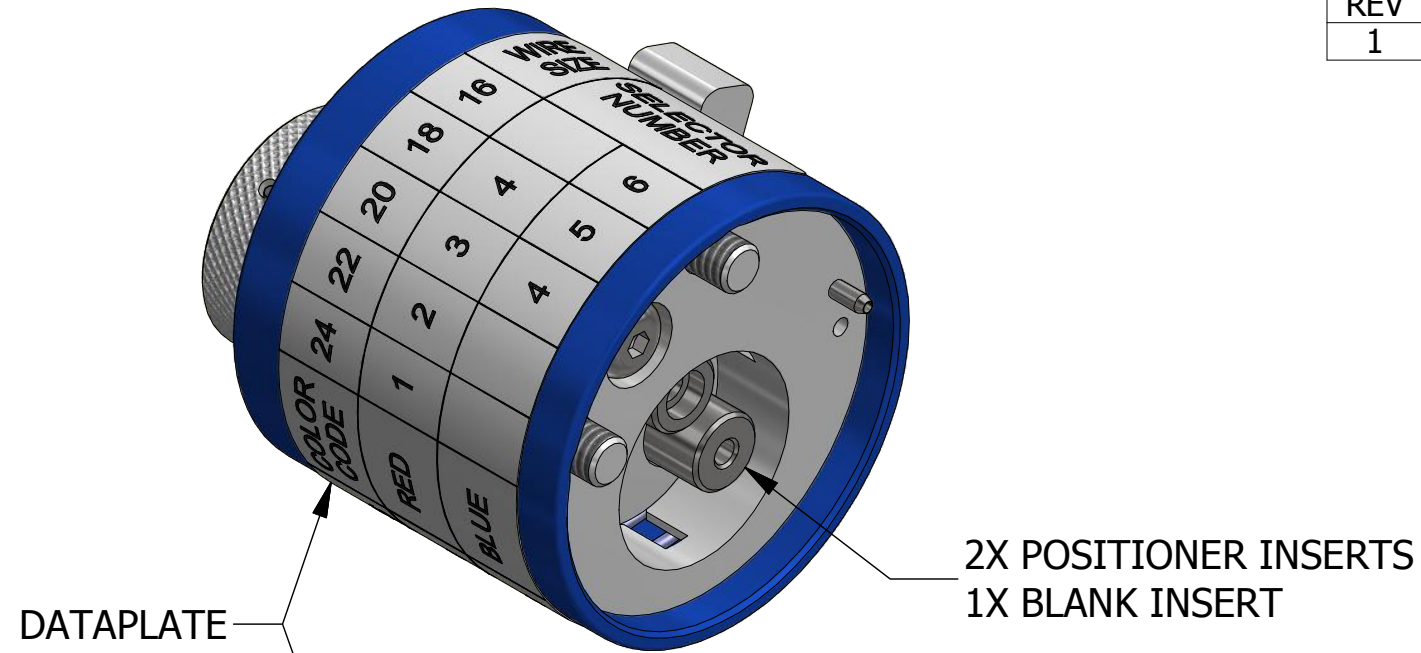


REVISIONS						
REV	ECO NO.	DESCRIPTION	BY	DATE	APP'D BY	DATE
1		ORIGINAL RELEASE	TonyD	10/16/2015		



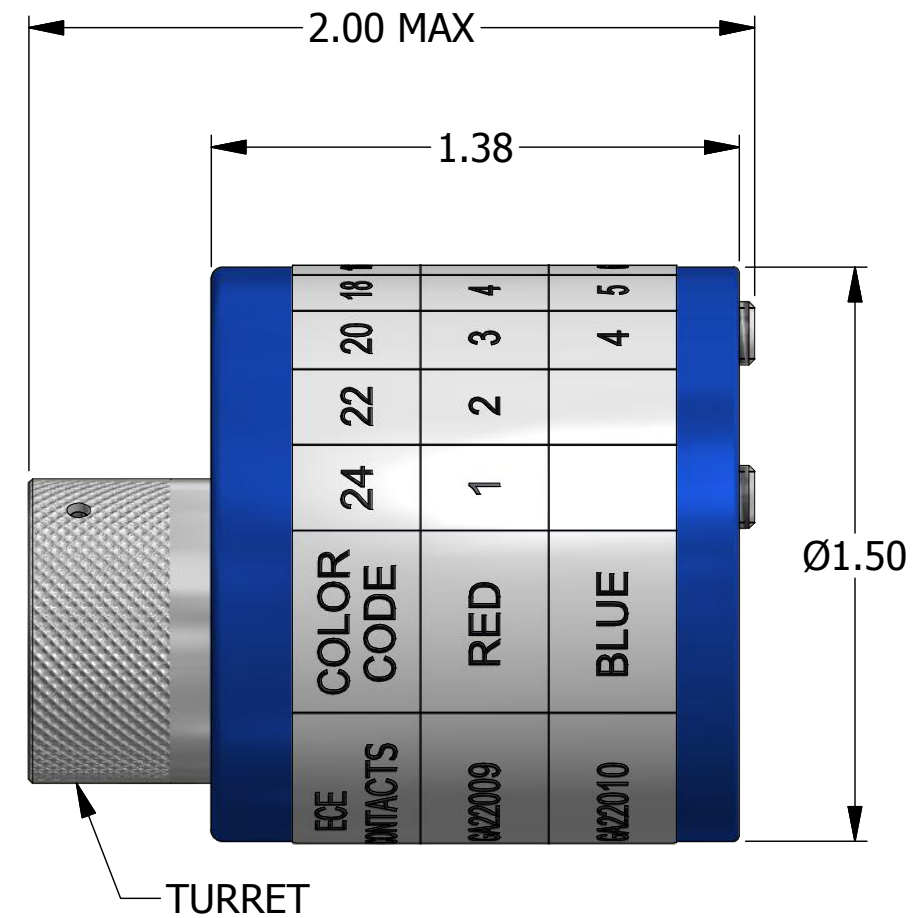
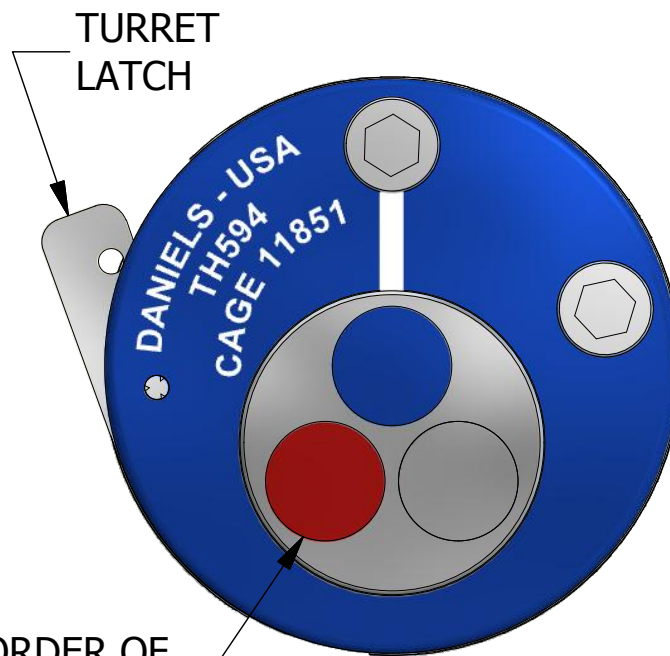
**UNCONTROLLED DOCUMENT
WILL NOT BE UPDATED**

DIMENSIONS IN INCHES - UNLESS OTHERWISE SPECIFIED

ECE CONTACTS	COLOR CODE	24	22	20	18	16	WIRE SIZE
GA22009	RED	1	2	3	4		SELECTOR NUMBER
GA22010	BLUE			4	5	6	

INSERT COLOR	HOLE DIMENSIONS	ADDITIONAL FEATURES
RED	Ø.084 ▽THRU	
BROWN	Ø.106 ▽THRU	└┘Ø.161 ▽.064
SILVER		BLANK

RANDOM ORDER OF ROTATION IS ACCEPTABLE FOR POSITIONER INSERTS



MATERIAL	ITEM	PART NO.	QTY.	DESCRIPTION / REMARKS
N/A	DRN. Tony Dilworth CHK'D.	DATE 10/16/2015 DATE		DMC DANIELS MANUFACTURING CORP. ORLANDO, FLORIDA CAGE 11851
RESTRICTED & CONFIDENTIAL CONFIDENTIAL PROPERTY OF DANIELS MANUFACTURING CORP. NOT TO BE DISCLOSED TO OTHERS. REPRODUCTION OR USED FOR ANY OTHER PURPOSE EXCEPT AS AUTHORIZED IN WRITING BY DANIELS MANUFACTURING. MUST BE RETURNED TO DANIELS MANUFACTURING CORP. ON COMPLETION OF ORDER OR PURPOSES FOR WHICH LENT.	HEAT TREAT	N/A		TITLE TURRET HEAD ENVELOPE DRAWING
CREATED FROM AN INVENTOR MODEL. CHANGES MUST BE REFLECTED IN THE 3D PART	FINISH	N/A		WHERE USED: AF8
DO NOT SCALE DRAWING				NOTE: THIS DRAWING IS AN OUTLINE DRAWING OF THE RESPECTIVE DMC PART NUMBER INDICATED. ACTUAL DMC PART NUMBER IS CAD PART NUMBER WITHOUT THE "-ENV" SUFFIX
				SIZE B SCALE 2:1 CAD P/N TH594-ENV SHEET 1 OF 1 DWG. NO. TH594 REV. 1