

A Complete Tool And Parts Kit To Support Your .040" Applications.



Actual Kit may vary from example shown.

Safe-T-Cable® Tool and Parts Kits are a travel-ready system whereby the user has Tools, Verification Equipment, Accessories, a supply of Cable/Ferrules, and the Instructions all in one package.

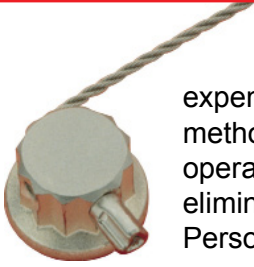
The packaging materials (metal case, foam inserts, and laminated instructions) are manufactured to meet the most demanding handling conditions. FOD (Foreign Object Damage) is always a concern when workers are required to use tools and small components in or around an aircraft. The "shadowing" principal is a proven concept for Tool/ parts control to minimize that concern.

DMC is well known throughout the aerospace industry for the quality and capability of the Tool Kits that we manufacture. If you have specific needs that cannot be covered by the Tool Kit described here, please call a DMC customer service representative for information on a Kit that will more appropriately meet your requirements.

DMC1000-11R .040" TOOL AND ACCESSORY LIST		
Part Number	Quantity	Description
SCTR407	1	ROTARY SAFE-T-CABLE TOOL WITH 7" NOSE ATTACHED (.040)
C10-318	100	SAFE-T- CABLE .040 X 18"
SCT-TB1	1	TORQUE VERIFICATION BLOCK
45-6N	1	DIAGONAL CUTTER
689-412	1	FLAT BLADE SCREWDRIVER
4-1501	1	9/64" HEX WRENCH

Tool kit supplied in 1 environmentally sealed copolymer case and includes: Name Plate, Foam Pads/ Inserts, Contents Charts and Instruction Sheets.

NSN: 5120-01-449-2669



Safe-T-Cable was developed because the installation of hand twisted Lockwire is an expensive, time consuming, and awkward process. Safe-T-Cable is a simplified application method that relies on a precisely calibrated application tool for proper installation rather than operator skills. Operator training is simple, inspection is objective, and rework is virtually eliminated. This results in fewer demands on the Operators, Inspectors, and Maintenance Personnel. It will cut time and costs from your manufacturing or maintenance process.

Safe-T-Cable may be substituted for safety Lockwire to prevent loosening of threaded parts in accordance with the performance requirements of SAE specifications AS4536, AS3509, AS3510 and AS3511.

The Safe-T-Cable system involves three components: the calibrated tool, pre-assembled cables, and individual crimp ferrules. The cables have a square formed end cap securely attached to one end to provide a positive stop when threaded through a fastener. The other end is electrically fused so it will easily thread through the series of fasteners to be secured. The ferrules are preloaded into a disposable cartridge which allows convenient transportation, storage, and availability. The Safe-T-Cable tool tensions the cable, crimps the ferrule onto the cable, and cuts the cable flush with the ferrule. This system, when properly used, eliminates the possibility of Foreign Object Damage (FOD).

Safe-T-Cable is constructed of high tensile strength, stranded cable. It is more flexible than its Lockwire counterpart, although the working diameters are equivalent. This provides a stronger assembly

and lighter weight. Safe-T-Cable is available in four nominal diameters: .022 inch diameter, .032 inch diameter, .040 inch diameter, and .062 inch diameter.

For more detailed information, qualifications, and specifications, contact DMC at (407) 855-6161 or visit our web site at www.DMCTools.com.


Benefits of Safe-T-Cable

- Reduces installation time
- Allows access to tight areas
- Is quickly learned
- Reduces operator error
- Is stronger than wire
- Is quickly inspected
- Improves FOD control
- Reduces need to rework
- Eliminates injuries from sharp wire ends




Step 1 - Thread

A cable assembly is threaded through the fasteners in a direction that exerts a positive pull on the fastener when tension is applied.



Step 2 - Insert

Simply thread the cable through the ferrule and the tool nose.



Step 3 Tension

Correct tension is applied.



Step 4 - Crimp & Cut

The ferrule is firmly crimped and the cable is cut flush with the end of the ferrule.